

Preparatory Rudiments of Music

Unit III Scales

Lesson: *Major Keys & Key Signatures*
Worksheets


<http://evdokimoff.net>

Table of Contents

3.1 Scales.....	3
3.2 Writing Scales.....	5

3.1 Scales

3.1.1 Identify the the key and write in the scale degrees of the following scales with roman numerals under the staff. Mark the semitones with a slur:



3.1.2 The pattern of tones and semitones in a major scale is:

3.1.3 The semitones of a major scale fall between the ___ and ___ scale degrees, as well as the ___ and ___ scale degrees.

3.1.4 Identify the pitch pairs that make up the semitones in each of the following scales:

C major:

___ to ___ and ___ to ___.

G major:


___ to ___ and ___ to ___.

F major:


___ to ___ and ___ to ___.

3.2 Writing Scales


3.2.1 Write a C major scale, one octave, ascending and descending using whole-notes, in the bass clef:




3.2.2 Write an F major scale using accidentals one octave, ascending and descending with beamed eighth-notes in pairs, in the treble clef:



3.2.3 Write a G major scale, using accidentals one octave, ascending and descending with quarter-notes, in the bass clef:



3.2.4 Write an F major scale, using a key signature, one octave, ascending and descending with half-notes, in the bass clef:



3.2.5 Write a G major scale, using a key signature, one octave, ascending and descending with quarter-notes, in the treble clef:

